



Co-funded by the  
Erasmus+ Programme  
of the European Union

# ABEYGA


*Art Beyond Gaze*

Erasmus+ KA3 Forward-Looking Cooperation Projects | EACEA

C2 Activity: Art workshops

## Implementation reporting template

February / 2022

<p><b>SPAIN</b></p>	<p>Organized:</p>  <p><b>Escola d'Art d'Olot</b></p>
---------------------	--



Co-funded by the  
Erasmus+ Programme  
of the European Union

- Country: Spain
- Implementing partners: Escola Art Olot
- Venue: C/ Pare Antoni Soler, 1, 17800
- Date: 7/02/22 to 11/02/22
- Time: 9hs to 15hs
- Duration: 35 hours
- Participants\*: 18

## Introduction

*time period in which implementation took place / total number of practitioners delivering / number of teaching sessions / location(s) of teaching / total number of young people reached / ethnic/language background of young people*

C2 workshop for trainers, teachers and professionals in art techniques, art therapy and inclusiveness took place during the second week of February. It was a 5 day training with 10 sessions conducted both online and face to face. The training documents have been also published in **ABEYGA website**:

<https://abeyga.sites.sch.gr/c2-sculture-workshop/>

18 people (teachers from schools, special education and non profit organisations) participated actively online and offline in order to implement this learning with their own entities in future local workshops.

Despite the restrictions imposed by the Covid-19 outbreak, most of the partners attended the training in person, and all sessions were held following security measures.

## Topics covered during the session: (according to the proposed agenda)

*number and location(s) of ABEYGA sessions delivered during implementation / description of topic implemented / any themes that were particularly popular / any scenarios that were particularly successful / examples of good practice described in teacher logs and/or observation schedules / appendices or picture inserts: examples of scenarios created by teachers / classroom interaction / model resources used or developed by teachers / 2-3 example teacher logs*

The different topics covered by the training are detailed in the Agenda attached in Annex I. During implementation, the 10 sessions treated about:

- 1) Introduction to art therapy

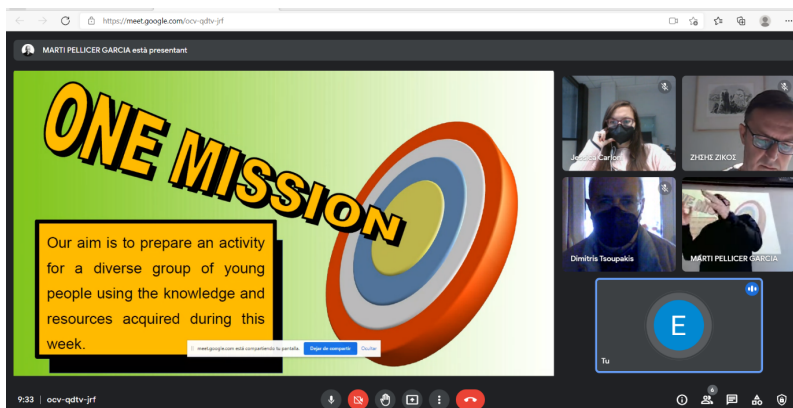
- 2) Applied art therapy
- 3) Sculpture digital technique workshop (3D scanning and printing)
- 4) Sculpture traditional technique workshop (mould-making and casting).
- 5) Introduction to Universal Design for Learning (UDL)
- 6) 2D technique workshop (print-making and stamping)
- 7) Applied artherapy II
- 8) Inclusive museum educational service visit (MNAC)
- 9) Inclusive graphic design studio visit (“La Casa de Carlota”)
- 10) Visit to an art exhibition and practical synthesis activity.

The sessions combined theoretical introductions, practical sessions and cooperative tasks, which will help make the forthcoming local workshops more interesting and effective, producing better long-term results.

### Short summary of the sessions describing the activities and results:

#### Day 1 (7/02):

Olot Art School presented the general schedule and engaged the participants to introduce themselves and share their expectations. The general goal of the activities was set.



Next there was a presentation on the basic principles of Art Therapy by Sybille Cseri, who is an external expert specialist.



[Applications of AT 2022 Students\\_Sibille\\_Scери.pdf](#)



On the same day the **Digital Sculpture Workshop 1** and the **Traditional Sculpture Techniques Workshop 2** also took place.

**Workshop 1: Facial scanning and 3D printing workshop to get participants portraits.**

This workshop was an exploration on digital sculpture processes, scanning a 3D model of each participant, editing them on the computer, and printing the results with a resin 3D printer.



This could be a good art activity for advanced skill levels, developing creativity, self-recognition, and technological learning.

> link to workshop 1 technical sheet:

<https://drive.google.com/file/d/1Mm48ZtBN6yxDLOtqrxHYVmhek8eveJi9/view?usp=sharing>

**Workshop 2. PLASTER RELIEF SCULPTURE. Casting hands and objects.**

The workshop explores sculpture processes, modelling clay by impressing hands and objects, and also it is an approach to mould making techniques.

It was a good art activity for all skill levels, developing creativity, self-recognition, symbology and different concepts to learn and work.

> link to the workshop 2 technical sheet

[Sculpture workshop 2.pdf](#)



## Day 2 (8/02):

We continued working with the techniques from the previous day while starting a new activity.

### Workshop 3. LIFECASTING. Casting hands and playing with the gesture.

The aim of this art workshop is to explore gesture and expression through composition with hands, and also to learn life casting techniques.

It can also be useful for science and mathematics learning, calculating volume, and measuring weights. Also studying the chemical interactions with materials.

> link to the workshop 3 technical sheet

[Sculpture workshop 3.pdf](#)







Co-funded by the  
Erasmus+ Programme  
of the European Union

### **UDL presentation: Introduction to UDL (Universal Design for Learning)**

UDL is a model that provides the framework for creating learning contexts in which multiple ways of presenting information, multiple ways of acting and representing, and multiple ways of engaging are provided.

The presentation was conducted by Júlia Sanjuan, one of the teachers at Joan XXIII / Integra (ABeyGa partners).

The introduction gave resources to the participants to use in a context of art learning and how to be more inclusive, and open to the different ways of learning art.

> link to the UDL presentation

<https://view.genial.ly/61f7f85c071f0d001af0456f/presentation-udl>



### **Day 3 (9/02):**

#### **Workshop 4. Printmaking and Stamping 2D techniques.**

Mireia Coromina, teacher at Escola d'Art d'Olot, was the trainer for the 2D visual Art workshop on printmaking and stamping. The processes explored during this workshop could

be a good art activity for all skill levels, developing creativity, self-recognition, symbology and different concepts to learn and work.

The aim of the workshop was the portrait in relation to the face within the body and the environment. A graphic description that goes from the idea of the micro to the macro or the concept of order and disorder.

> link to the workshop 4 technical sheet

[workshop 4 print stamp.pdf](#)



## Applied Art Therapy.

At the end of the day, after finishing the practical workshops, an art therapy assessment session was conducted by Sybille Csery. Resources were given in order to interpret the works produced during the different workshops. Creative works were shown as examples to imply students in self-knowledge through their own processes and results.



## Day 4 (10/02):

On this day partners went to Barcelona, where they had the chance to approach the idea of inclusivity in two different art-related real contexts.

### Case 1: MNAC educational service

We visited MNAC (National Art Museum of Catalunya), guided by Teresa Gonzalez, who is in charge of accessibility matters within the educational services of the museum. She showed and explained several projects (implemented and in progress) with which they are improving universal accessibility to the museum and to artistic experiences.



## Case 2: La Casa de Carlota

We also visited “La Casa de Carlota”, which is a graphic design studio that employs people with autism or down syndrome, incorporating their special talent to the studio’s regular activity and productions.

After learning about the way they work, we took part in one of the team’s creative sessions.

### [The design studio - La Casa de Carlota & Friends](#)




## Day 5 (11/02):

The fifth day took place in Girona. As a closure to the diverse workshops, lectures and visits carried out during the first four days, a simulation activity was proposed, where all the knowledge and information acquired could be applied in a hypothetical situation.

First we visited one of the spaces of Bòlit (the contemporary art center of Girona), where we had the chance to see the exhibition “Acció Santos: un homenatge a Pere Portabella”, about two catalan conceptual artists: Carles Santos, an experimental musician, and Pere Portabella, an alternative cinema director.

[ACCIÓ SANTOS. Un homenatge a Pere Portabella | Bòlit, Centre d'Art Contemporani. Girona](#)



Next, all the participants went to Blue Room Innovation’s office, where they were divided into two groups. Taking the exhibition at Bòlit as a starting point, each group had to design an accessible art activity where we had to apply or use the techniques, resources and ideas learned and created during all the training week. Finally, ideas were shared and discussed, so that they could be used for the design of Local Workshops 2.





Co-funded by the  
Erasmus+ Programme  
of the European Union

## Summary of the evaluation outcomes

Summarize in 3-4 sentences your experience of organizing C2 training and mention anything you would particularly like to highlight

For the organisation of C2 we tried to include many different things: art therapy (as it was expected, according to the project) linked to different techniques (2D and 3D, digital and traditional); our school's vision of preparing students for a professional career in art and design jobs; approaching art by doing or by watching; and inclusivity.

With such diversity of topics, and only 5 days, our idea was to give hints that could be further developed, and eventually become resources for implementing training activities. The sessions were also diverse (lectures, workshops, visits, etc.), and the trainers were both from our school and external professionals. This also made it especially interesting for ourselves, because we were both trainers and learners.

C2 training experience has been evaluated very positively by organizers, but also by teachers and students that participated in this workshop.

### Attachments:

1. [Agenda](#)
2. Signature sheet (if delivered face-to-face)
3. [List of participants](#)
4. [Completed evaluation forms](#)

Different videos of the sessions can be found in Abeyga website:

<https://abeyga.sites.sch.gr/c2-scupulture-workshop/>



Co-funded by the  
Erasmus+ Programme  
of the European Union

## Annex I Agenda



### **C2 AGENDA TRANSNATIONAL TRAINING**

#### **ART BEYOND GAZE (ABeyGA)**

#### **Erasmus+ Program**

#### **Key Action 2: Strategic Partnerships in Youth Sector**

**2020-1-EL02\_KA227-YOU-006820**

List of Participants:

<b>N/P</b>	<b>Name of Organization</b>	<b>Name of Participant</b>
P1	PDETh	Ioanna Chatzopoulou Zisis Zikos
P2	ASSOCIAZIONE COAT	Riccardo Magni Jessica Carloni
P3	BLUE ROOM INNOVATION SL	Paula Vilatje Estel Guillaumes
P4	ESCOLA ART I SUPERIOR DE DISSENY D'OLOT	Gemma Farran Marti Pellicer Cristina Capel



Co-funded by the  
Erasmus+ Programme  
of the European Union

P5	INTEGRA	Joan Morejon Joanna Vila
P6	UNIVERSITE LUMIERE LYON 2	Nikos Kalampalikis
P7	OPEN UP	Vaggelis Tsoupakis Dimitris Tsoupakis

## Agenda

### Training organized by Escola Art Olot

Carrer Pare Antoni Soler, 1, 17800 Olot, Girona

<https://docs.google.com/document/d/1GaQSdzRX9Vlh-KCxP0huvfrsfZZAjMiT/edit>

<b>Day 1</b>	<b>MONDAY</b>	<b>Notes</b>
<b>Time</b>	<b>Activity</b>	<b>Lead by</b>
09:00 - 09:30	<b>Welcome</b> and a brief introduction to the Meeting' Agenda  <b>Introduction</b> to the "C2 training"	<b>PDETh</b> <b>Escola Art Olot</b>
09:30 - 11:00	<u>Introduction to Artherapy</u>  Introduction to the values of art therapy: using various art forms as an evaluative and therapeutic tool in a wide range of disorders that occur in both adults and children (because art causes less stress and allows more spontaneous participation with or/and without verbal communication)  Historical background of art therapy  Definition of terms (art as an aesthetic representation of reality, while art therapeutic process refers to change and treatment of disorders; the one process promotes and enhances the other)	Trainer/lecturer: Sibylle Cseri  M.A. Art Psychotherapy, UB, Lecturer, Clinical Supervisor  Reg. Art Therapist ATE, FEAPA, EFAT  <a href="https://meet.google.com/ocv-qdtv-jrf">https://meet.google.com/ocv-qdtv-jrf</a>



Co-funded by the  
Erasmus+ Programme  
of the European Union

11.00 - 11.30 h	<u>Applied Art Therapy</u>  Guidelines for the application of Art Therapy to the subsequent sculpture and printing workshops	... <a href="https://meet.google.com/ocv-gdtv-jrf">https://meet.google.com/ocv-gdtv-jrf</a>
11.30 - 12.00	<i>Coffee break</i>	
12.00 - 14.30	<u>Sculpture workshop</u>  3D techniques (both physical and digital) using casts and 3D scans of the body for self-representation.	Gemma Farran Carles Vaquero Xus Ferrusola (Teachers at E.A. Olot)  <a href="https://meet.google.com/ocv-gdtv-jrf">https://meet.google.com/ocv-gdtv-jrf</a>
14:30 - 16:00	<i>Lunch in Europa Cafe restaurant</i>	
After lunch	Social agenda: City views (walk to Montsacopa volcano – 1 hour)	
19:00	Optional activity marbo	
<b><u>Day 2</u></b>	<b><u>TUESDAY</u></b>	<b><u>Notes</u></b>
09:00 - 11:30	<u>.Sculpture workshop</u> (continuation)	...
11:30 -12:00	<i>Coffee break</i>	
12:00 -13.00	<u>.Sculpture workshop</u> (continuation)	...
13.00 - 14.30	<u>Introduction to UDL (Universal Design for Learning)</u>  UDL is a model that provides the framework for creating learning contexts in which multiple ways of presenting information, multiple ways of acting and representing, and multiple ways of engaging are provided.  People are different in the way we manage, contextualize, and express ourselves, so we need a model that allows us to have multiple options so that everyone can find their own learning path.	Trainer/lecturer: Júlia Sanjuan (Joan XXIII / Integra)  <a href="https://meet.google.com/ocv-gdtv-jrf">https://meet.google.com/ocv-gdtv-jrf</a>



Co-funded by the  
Erasmus+ Programme  
of the European Union

14:30 - 16:00	<i>Lunch free election</i>	
After lunch	<b><u>Social agenda: Fageda visit? Forest</u></b>	
<b><u>Day 3</u></b>	<b><u>WEDNESDAY</u></b>	<b><u>Notes</u></b>
09:00 a 11:30	<u>Printing workshop</u>  2D techniques (printing and stamping) using different materials.	Mireia Coromina (teacher at E.A. Olot)
11:30 a 12:00	<i>Coffee break</i>	
12:00 - 13.00	<u>Printing workshop</u> (continuation)	...
13.00 - 14.30	<u>Applied art therapy</u>  Review of the development and results of the two workshops from an art therapy point of view..	Trainer/lecturer: Sibylle Cseri  <a href="https://meet.google.com/ocv-gdtv-jrf">https://meet.google.com/ocv-gdtv-jrf</a>
14:30-16:00	<i>Lunch La Brasera de Morera restaurant</i>	
After lunch	<b><u>Social agenda: Free Time</u></b>	
<b><u>Day 4</u></b>	<b><u>THURSDAY</u></b>	<b><u>Notes</u></b>
<b>08:30</b>	<b>Departure by Bus to Barcelona with all baggage in the bus</b>	
11.00 - 13.00	<u>Educational services of MNAC</u>  Visit to the educational services of MNAC (National Art Museum of Catalonia) focusing on the way they work with visitors with SEND .	Teresa González (Accessibility and inclusion department, MNAC)
13.00 - 16:00	<i>Lunch &amp; free time</i>	



Co-funded by the  
Erasmus+ Programme  
of the European Union

16:00 - 18.00	<u>"La Casa de Carlota" graphic design studio</u> Visit to a professional graphic design studio where the creative team includes people with down syndrome and autism.	
18.00	Departure by train from Barcelona to Girona	
<b>Day 5</b>	<b>FRIDAY</b>	<b>Notes</b>
10.00 -11.30	Guided visit to Bòlit Museum (contemporary art museum of Girona)	
11.30 -13.00	<u>Synthesis activity</u> In groups, we will design a workshop / activity inspired by the exhibition we have visited, that connects all the knowledge acquired during the week.	<a href="https://meet.google.com/ocv-qdtv-jrf">https://meet.google.com/ocv-qdtv-jrf</a>
13:00 - 13:30	Feedback on the training program	
13:30 - 15:00	<i>Lunch Blanc hotel</i>	
	<b><u>Consortium meeting starts</u></b>	



Co-funded by the  
Erasmus+ Programme  
of the European Union

### Annex III: List of participants

<b>Role</b>	<b>Name</b>	<b>Organisation</b>	<b>Contact</b>
Trainer	<b>Sibylle Cseri</b>	Barcelona University	<a href="mailto:scseri@hotmail.com">scseri@hotmail.com</a>
Teacher	<b>Joana Vila</b>	Integra Shchool	<a href="mailto:jvila234@xtec.cat">jvila234@xtec.cat</a>
Teacher	<b>Nuria Pich</b>	Integra Shchool	<a href="mailto:npich@xtec.cat">npich@xtec.cat</a>
Teacher	<b>Joan Morejon</b>	Integra Shchool	<a href="mailto:jmorejon@xtec.cat">jmorejon@xtec.cat</a>
Teacher	<b>Estel Guillaumes</b>	Blue Room Innovation SL	<a href="mailto:estelguillaumes@blueroominnovation.com">estelguillaumes@blueroominnovation.com</a>
Teacher	<b>Paula Villatje</b>	Blue Room Innovation SL	<a href="mailto:paulavillatje@blueroominnovation.com">paulavillatje@blueroominnovation.com</a>
Teacher	<b>Gemma Farran</b>	EA Olot	<a href="mailto:gfarran@xtec.cat">gfarran@xtec.cat</a>
Teacher	<b>Cristina Capel</b>	EA Olot	<a href="mailto:ccapel2@xtec.cat">ccapel2@xtec.cat</a>
Teacher	<b>Marti Pellicer</b>	EA Olot	<a href="mailto:ea-escolartolot@xtec.cat">ea-escolartolot@xtec.cat</a>
Teacher	<b>Mireia Coromina</b>	EA Olot	<a href="mailto:mcorom54@xtec.cat">mcorom54@xtec.cat</a>
Teacher	<b>Eleni Kalabaliki</b>	PPDF	<a href="mailto:eleni.kalabaliki@gmail.com">eleni.kalabaliki@gmail.com</a>
Teacher	<b>Ioanna Chatzopoulou</b>	PDETh	<a href="mailto:iochatz@yahoo.gr">iochatz@yahoo.gr</a>
Teacher	<b>Evaggelos Tsoupakis</b>	OPEN UP	<a href="mailto:vaggelis.tsoupakis@openup.gr">vaggelis.tsoupakis@openup.gr</a>
Volunteer	<b>Dimitris TSOUPAKIS</b>	OPEN UP	<a href="mailto:dimitris.tsoupakis@openup.gr">dimitris.tsoupakis@openup.gr</a>



Co-funded by the  
Erasmus+ Programme  
of the European Union

Teacher	<b>Riccardo Magni</b>	COAT	<a href="mailto:mail@coatnet.it">mail@coatnet.it</a>
Teacher	<b>Jessica Carloni</b>	COAT	<a href="mailto:jessica.carloni@libero.it">jessica.carloni@libero.it</a>
Teacher	<b>Nikos Kalampalikis</b>	UNIV. LYON	<a href="mailto:nikos.kalampalikis@univ-lyon2.fr">nikos.kalampalikis@univ-lyon2.fr</a>

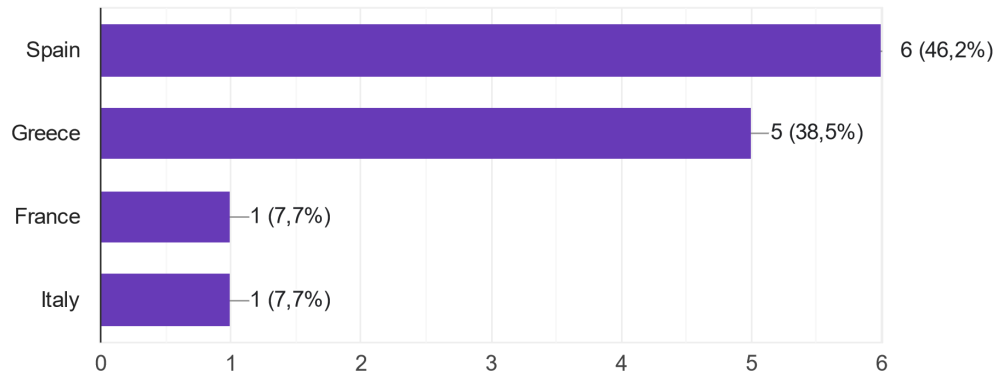


Co-funded by the  
Erasmus+ Programme  
of the European Union

## Annex IV: Evaluation form

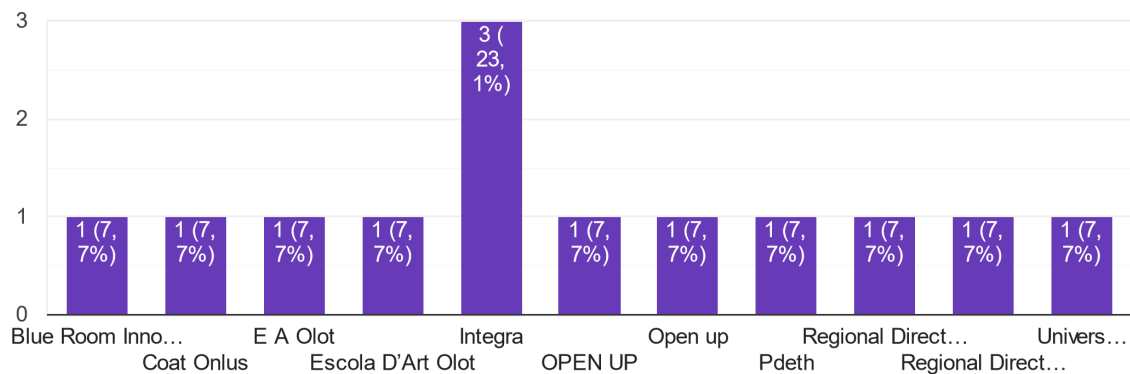
### 1. Country

13 responses



### 2. Your school association

13 responses



### 3. What you expected to learn from this training in Art School Olot, Barcelona and Girona?

13 responses

- New techniques to apply in school
- Knowledge about alternative ways to approach art.
- To receive many inspiring inputs and information
- The state of the art in the accessibility field. Get to know what has been done in terms of inclusive art and which needs have to be covered in a future
- Further art practices related to the project Abeyga
- Different kind of artistic techniques that can support children with disabilities.
- New techniques to approach art with students



Co-funded by the  
Erasmus+ Programme  
of the European Union

- Learning about how to improve the activities proposed.
- New techniques, alternative art approaches
- How can art improve our way of thinking
- I come with an opened mind, maybe I though i wold learn some artistic practices. But not at that level! It was awesome
- I particularly learned and saw in how many ways art can influence the path of our thinking. In addition how great results has in the people with special needs no matter how old you are.
- Artistic and mentality experience

#### 4. What you really learn from this training in Art School Olot, Barcelona and Girona?

13 respostes

- New artistic techniques
- I have learned new dimensions of art, I have also participated in alternative ways of art creation (sculpture, stamps, ..) and in laboratories of art therapy.
- Resources I can use in the next steps of the project but also in my classes, points of view on how society has to evolve towards real inclusion
- All mentioned in the question before plus the experimentation and connection with different art techniques and materials. Also I've learned a lot from myself when developing the workshops in therms of get to know myself better
- New art practices related to the project Abeyga
- Artistic technics, DUA.
- I've deepened some of mine knowledge in matter
- A lot of inputs and new ideas, to improve my every day teaching at the art school, art therapy, DUA, creative sessions, inlusion and accessibility to apply to art activities for youngers
- I learned about various art techniques, methods, tools and I applied many alternative art approaches
- Currently I learn much many that I was expected. Udl, the tries of people to help persons with disabilities to take part and learn about art it is excellent.
- I learn about sculpture, print making, art therapy, accessibility to museums, how to connect send people wit labor art realitys, etc.
- How more easily could be to communicate with disabilities people via art or music Technics.
- Experience professional in Arts



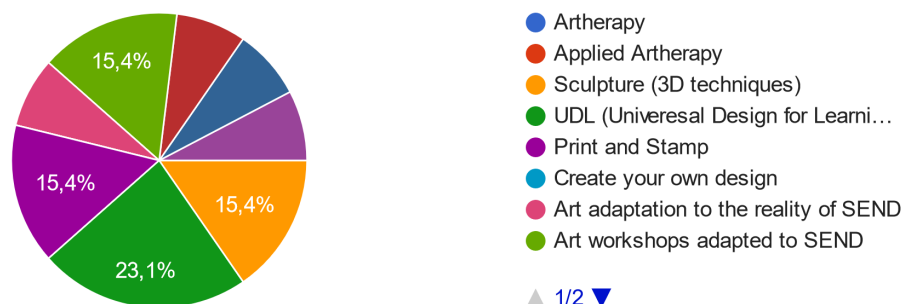
## 5. What did you like best about this training?

13 responses

- To be able to share it with other colleagues
- The fact that I experienced many different ways of self express, and ways for the art to be inclusive
- Everything turned out well (we were organizers...)
- Everything
- 3D techniques
- The sculpture workshops
- The balance between theory and practice
- How through art we can allways learn new ideas, and ways to work, very nice the interest of all participants. For me all the training was absolutly intersting.
- The ability of teachers to transfer their knowledge, the well organised training material
- I like it all. Mainly the workshops in which become all together a team and collaboration between us and create enique subjects were amazing. Also the visit at the museum of Barcelona's was brilliant and I was really happy for their project to become their museum accessibility to all!
- Visit to MNAC and La casa de carlota
- The great impact of art in the people with special disabilities.
- Organising and friendly professionals

## 6. What of this following characteristics become to your mind once you remember the experience of this training? (more than one option)

13 responses

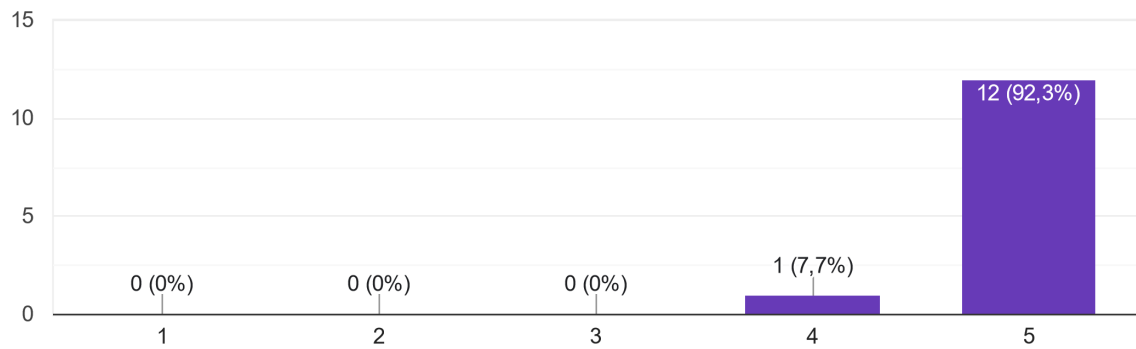




Co-funded by the  
Erasmus+ Programme  
of the European Union

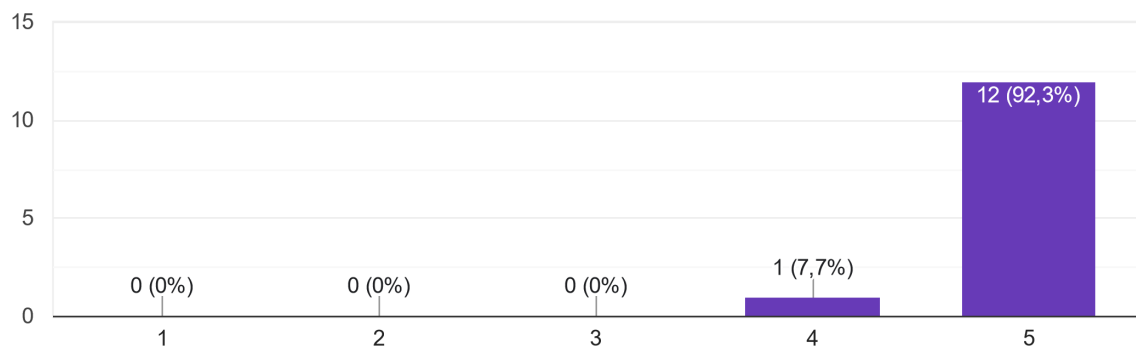
## 7. Overall satisfaction of the training

13 responses



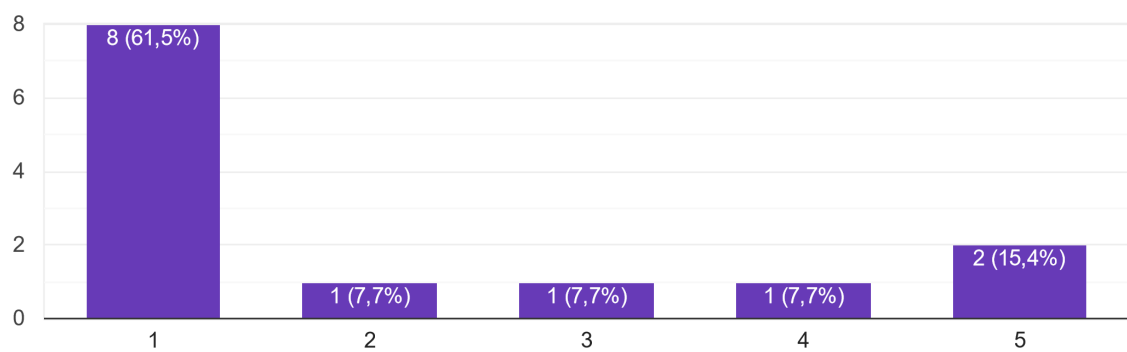
## 8. Content relevance

13 responses



## 9. Difficulties to understand the content

13 responses





Co-funded by the  
Erasmus+ Programme  
of the European Union

10. Would you like to change/improve something from some specific workshop or the general training?

13 responses

- No
- No, everything was perfect
- Nothing. All were perfect.
- No, All super well organized, a really interesting agenda and a great combination of experts
- No, perfect
- I would have liked to participate in all the activities.
- The participation of all members of the project.
- no
- No, everything is perfect! Thanks for all!!
- I would like to have more examples of arttherapy experiences
- No!