



3rd Local Workshop Implementation Report

Dec 2022






Escola d'Art
d'Olot





BLUE
ROOM
INNOVATION



Centro
Orientamento
Ausili
Tecnologici

université
LUMIÈRE
LYON 2

COUNTRY	PARTNERS
GREECE	<p data-bbox="1054 488 1142 517">PDETh</p>  <p data-bbox="1038 719 1158 748">OPEN UP</p> 

1. Introduction

The third “Evaluating Videos” Local Workshops of Greece took place in Larissa on the 13th, 14th and 15th of December 2023 in the Graphic Arts Laboratory of the Applied Arts Department of the 2nd EK and 4th Vocational High School of Larissa and involved 10 students in total from the Vocational School and 3 students of the Special Education School of Larissa

Teachers which have participated are: Eleni Kalampaliki and Vaso Zaxariadi from the 4th Vocational School of Larissa and Agapi Charakopoulou, Olga Lykokwsta, Kallina Skarpa, Dimitrios Tgikoulis and Nikoleta Fragkou from the Special Educational School of Larissa

Responsible from PDETh are: Ioanna Chatzopoulou and Zissis Zikos

Responsible for the Training before the “Evaluating Videos” Local Workshops implemented by Open up Association in 12th of December are: Stelios Orfanakis, Aikaterini Ganatsiou and Panagiotis Papadopoulos

2. Choice of Thematic in Evaluating Videos Training



Co-funded by the
Erasmus+ Programme
of the European Union






Escola d'Art
d'Olot



BLUE
ROOM
INNOVATION



Centro
Orientamento
Ausili
Tecnologici

université
LUMIÈRE
LYON 2

The thematic of these 3-day Local Workshops entitled "Evaluating Videos: Favourite Objects of Everyday Life". The context is about participating in the competition by creating a sixty-second (60") video focused on 1-3 objects with artistic value that the students love in their everyday life. The video creation topic will be storytelling, everyday objects, artistic objects of daily use.

Participating in the competition, students explore, formulate opinions, compose messages and inform other pupils and adults through a creative and enjoyable process, contributing to effective communication and learning on various environments. The competition also aims to develop students' skills related to Media Literacy, including cross-cutting skills such as autonomous learning, communication, collaboration, information literacy, creativity and innovation. By experiencing the process of video production (defining the objective and format, exploring the content, implementing the production, etc.), students can understand and comprehend more effectively the messages promoted through the different forms of communication. At the same time, they are informed, learn, collaborate, interact and create, participating in a collective effort. In addition, by promoting their work in the media (YouTube), they are trained and develop skills in self-evaluation, peer evaluation, argumentation, feedback and reflection.



*Explaining the context of the video production,
Putting thoughts down on paper –Brainstorming*





Escola d'Art
d'Olot



BLUE
ROOM
INNOVATION



Centro
Orientamento
Ausili
Tecnologici



3. Choice of tool

The **Open Up – Greek Scientific Association of Innovation** organized the training for the six aforementioned teachers from the Special Educational School of Larissa and 4th Vocational School of Larissa. The purpose of the training was to provide practical knowledge in creating and editing a video art and short video for social media and other digital platforms. The trainees approached audio and video editing methods, tools and techniques which enables the production of videos with even more cinematic aesthetics.

In detail, the subjects taught to the trainees in the 10-hour seminar (5 hours online + 5 hours asynchronous training) were:

1. Presentation of the training for teachers made by Blue Room Innovation
2. Theoretical preparation of how video and image files work
3. Familiarisation with the Open Shot interface
4. Analysis of technical features to create a proper Sequence
5. Managing video and audio channels
6. Importing images and editing
7. Using transition effects (transition fx)
8. Creating titles with graphic essentials
9. Explanation of audio file types
10. Cutting, joining clips and changing duration
11. Creating a slide show
12. Export command, analysis of how to compress the image
13. Using wevideo application in order for the students to effectively create their own videos

After completing the training, Ms Eleni Kalampaliki and Ms Vaso Zaxariadi (4th Vocational) and Ms Olga Lykokwsta, Ms Kallina Skarpa, Mr Dimitrios Tgikoulis (Special Education Schhol), the teachers



that will support the students of the two schools to apply the technological tools during the Evaluating Videos LWs, prepared all the necessary material to involve the students in the procedure of video creation. The **WeVideo** application was preferred to Boost student engagement with video production because of its easy access, simplicity of use and students' previous familiarity with it.

Taking into consideration the basic aim of this project to make art a bridge between students with and without SEND, the choice of this easy to use tool supported effectively this interaction between the students and the art material and between the teams of the students, giving occasions for collaborations and collective artistic creations.

4. Agenda of the Local Workshop


DAY 1
TUESDAY, 13 December 2022/ 10.00 - 13.00
10.00 - 10.20 Welcoming the students
10.20 - 10.40 Presentation of the trainers
10.40 - 11.00 Presentation of the participation process in the competition by creating a sixty-second (60") video.
11.00 - 11.15 Break
11.15 - 12.45 Presentation of the BLUE ROOM INNOVATION training for students. Introduction to the video creation process. Lighting and how it affects video shooting / Different types of lighting (natural & artificial light, hot & cold) / Different types of videos / Video shooting equipment (camera, phone)
12.45 - 13.00 Discussion, Brainstorming Homework: to choose 1-3 objects of their everyday life
DAY 2
WEDNESDAY, 14 December 2022/ 10.00 - 13.00



Escola d'Art
d'Olot



BLUE
ROOM
INNOVATION



Centro
Orientamento
Ausili
Tecnologici

université
LUMIÈRE
LYON 2

10.00 - 11.00 Digital tools for editing material: Canva - Capcut - WeVideo.
11.00 - 11.15 Break
11.15 - 12.15 Video creation using Wevideo- Digital editing of the produced material.
12.45 - 13.00 Discussion, conclusions, questions.
DAY 3
THURSDAY, 15 December 2022 / 10.00 - 13.00
11.15 - 12.15 Video creation using Wevideo- Digital editing of the produced material.
11.00 - 11.15 Break
11.15 - 12.15 Presentations of the videos created by the students
12.45 - 13.00 Discussion, conclusions, questions.

5. Description of 3 Day Activities

During implementation, **3 sessions** took place:

During the first session of the LW, the students were introduced in the context of LWs and watched a ppt presentation by Ms Ioanna Chatzopoulou and Mr Zissis Zikos on video creation procedure, which is the Greek version of the special training for students prepared by BLUE ROOM INNOVATION, while the teacher of arts Mr Ioannis Stefanis made a very constructive presentation of the most common techniques of photography and video shooting. Following their presentations, the discussion among the teachers and students in the context of the Brainstorming method highlighted some very interesting ideas and opinions to help students realize how they can use digital material and techniques to produce their own video. Finally, the students were asked to think, imagine, find one to three favourite things, moments or habits of their daily routine and to start shooting photos and videos inside and outside their class or outside school so as to have enough digital material for their videos.





Escola d'Art
d'Olot



BLUE
ROOM
INNOVATION



Centro
Orientamento
Ausili
Tecnologici

université
LUMIÈRE
LYON 2

*Training to students: How to get
successful photos and videos*



On the second day of the workshops the students had the opportunity to practice more on their work exploring different digital tools for video creation, such as Canva - Capcut - WeVideo after watching a relative ppt presentation. The teacher of arts Ms Vasiliki Zachariadi made a detailed presentation of the digital tool "WeVideo" and explained precisely to students how they can use it to produce their own video combining music and the photographs and the videos they have already shot with their cameras or mobile phones. The students liked the idea that they would have the opportunity to express themselves. The discussion which followed among the teachers and students projected the students' critical thinking skills. At this point, the students had the opportunity to work together in pairs or groups of two or three so that they so that they exchange ideas, techniques and skills and create their own personal or collective work with their memories and loved art things.





*Introduction
to the
WeVideos*




Collaborating with each other



Escola d'Art
d'Olot



BLUE
ROOM
INNOVATION



Centro
Orientamento
Ausili
Tecnologici

université
LUMIÈRE
LYON 2



Working with WeVideo

On the last day, the students completed and presented the results of their work. The teachers and the trainers supervised the students on their effort to realise their task to produce their own video concerning their three most favorite moments of their daily routine. The guidelines provided by the teachers and trainers played an important role for the students in the implementation of the requested task. The outcome was better than expected and the students were enthusiastic about the whole procedure and very proud of their work and the produced videos. Finally, they were able to evaluate the workshops as a whole.





Escola d'Art
d'Olot



BLUE
ROOM
INNOVATION



Centro
Orientamento
Ausili
Tecnologici

université
LUMIÈRE
LYON 2

Presentation of the students work





Escola d'Art
d'Olot



BLUE
ROOM
INNOVATION



Centro
Orientamento
Ausili
Tecnologici

université
LUMIÈRE
LYON 2



*When the creative art work becomes
bridge to connect students from different
schools and with different abilities*



6. Outcomes & Conclusion

The results of the “Evaluating Videos” Local Workshops were evident from the very first moment, regarding the collaboration between students of different schools of Larissa, with different ages, abilities, ethnicities and levels of knowledge. This LW promoted teamwork between all these students so as to build a bridge of self-expression, communication and integration. They developed friendly relationships and worked as a team in a context of mutual estimation and acceptance of diversity by supporting and complementing each other's thinking and creations.

As a result of these LWs 9 videos are implemented by the students of 4th EPAL and Special Vocational School of Larissa and 10 videos are implemented by the dissemination of the contest in the students of universities.

This LW documented what students can learn through video art making in everyday settings (e.g. the interaction between students outside school). It also showed that digitalization of education material emphasizing graphics, music, and video and the wide access in programming environments connect effectively students with and without SEND.

The videos of all students participated in the Evaluating Videos LWs upload in the You Tube in order for all students of the schools to vote their favourite video.

The link of the students' videos: <https://www.youtube.com/@abeygaeu>

7. Evaluation of the Teaching

The evaluation of the participants expressed through the completed questionnaires showed that the most of them (11/13) expect from these “Evaluating Videos” Local Workshops to expand their knowledge regarding the video creation, to work harmoniously with others and to express their inner self. Also, to capture the Art in an alternative way.

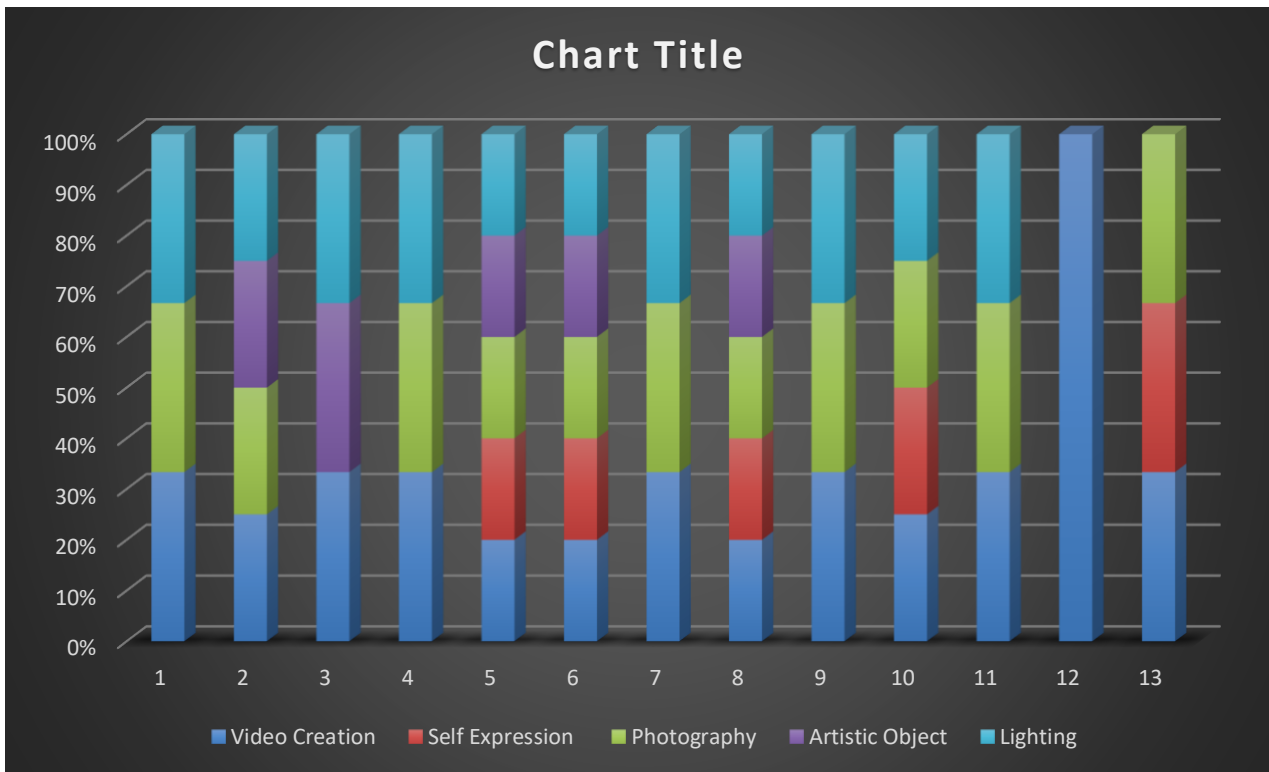


Figure 1. What do you expect from the “Evaluating Videos” LW?

Additionally, the students estimate as extremely important the procedure of video construction, the photography, the different point of view, the contribution of lighting to the whole attempt, the different approaches of an artistic object as well as the creativity, the cooperation and the innovation. Finally, they were satisfied with the implementation of the Evaluating Videos LWs, while they were interested in participating in more Workshops.

They evaluated as very interesting part of the workshops the Brainstorming method of the First Day and they were very excited with the playable dimension of their experience.

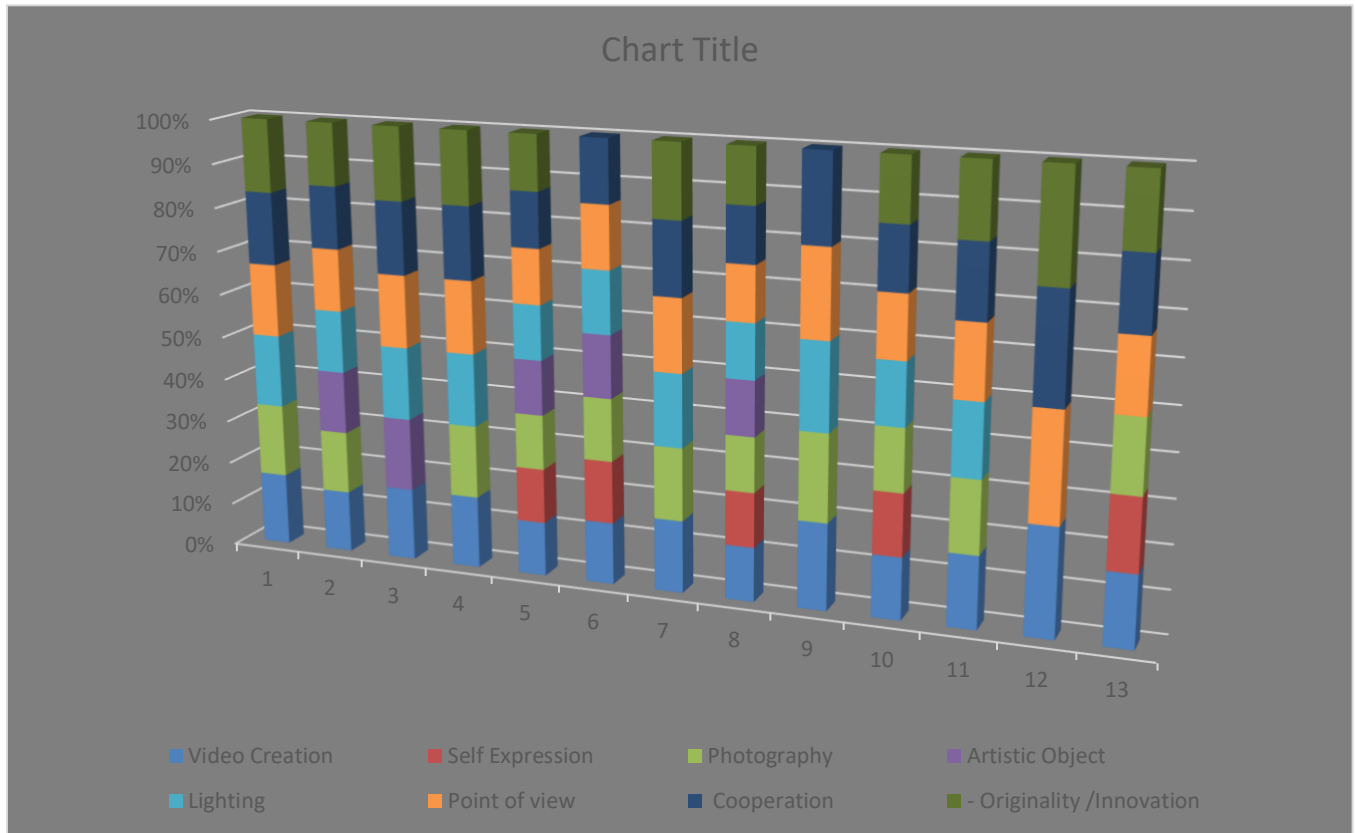


Figure 2. Which of the following activities/experiences can you associate with the “Evaluating Videos Local Workshops?”

8. Annexes

Annex i



**HELLENIC REPUBLIC
MINISTRY OF EDUCATION
& RELIGION AFFAIRS**

**REGIONAL DIRECTORATE
OF PRIMARY AND SECONDARY
EDUCATION OF THESSALY**

Larissa, 6.12.2023

Protoc. N. 15348

To

1. Director of the 4th EPAL of Larissa, Mr. Theodoros Pappas
2. Director of Special School of Larissa, Ms. Mina Litaina

Postal address: Dimitras 25 & Garivaldi.
Postal code: 41221 – Larissa
Information: Ioanna Chatzopoulou
Tel.: 2410 539210 (ext. 146)
Fax: 2410 539219
E-mail: mail@thess.pde.sch.gr

Subject: "Implementation of the Local Workshops DIGITAL EVALUATING VIDEOS in the framework of the European Program Art Beyond Gaze of the P.D.E. Thessaly"

The Regional Directorate of Primary and Secondary Education of Thessaly in the framework of the European Program ERASMUS+/KA2 ABeyGa - Art Beyond Gaze (Key Action 2: Strategic Partnerships in Youth Sector/ 2020-1-EL02_KA227-YOU-006820), lasting twenty-four (24) months (1.03.2021 to 28.02.2023), and as its coordinator, organizes the third and last in the series 3-day Local Workshop on: "DIGITAL EVALUATING VIDEOS".

The Local Workshops "DIGITAL EVALUATING VIDEOS", are an event and a necessary part of Project 3 of this program and are to be held on Tuesday 13, Wednesday 14 and Thursday 15 December 2022 from 10:00 to 13:00 at the 4th EPAL - 2nd WORKSHOP CENTER of Larissa and in the room of the Graphic Arts Laboratory, according to the attached detailed program. Ten (10) students of the 4th EPAL of Larissa and three (3) students of the Special School of Giannoulis will participate as trainees in these Local Workshops, while the training of the students will be carried out by the teachers of Special School of Larissa in collaboration with the teacher of 4th EPAL of Larissa, Vaso Zachariadi, and the visual artist of the 4th EPAL - 2nd LABORATORY CENTER of Larissa, Ms. Eleni Kalampaliki.

The general framework of the ABeyGa - Art Beyond Gaze program (Key Action 2: Strategic Partnerships in Youth Sector / 2020-1-EL02_KA227-YOU-006820) concerns artistic creation as a way of expressing the deeper emotions of modern man and as a means of relieving the tension arising from everyday life. For art, whether as an aesthetic pleasure or as a personal creation, is not only a tool for verbal and non-verbal communication, but also an alternative way of emotional expression that can make use of all the senses. Artistic creation through its various forms, such as painting, sculpture, music can furthermore support therapeutic goals especially with regard to young people with SEND (Special Educational Needs and Difficulties). After all, education in and through art is a guaranteed universal right for all pupils/people including those who are often deprived of it, such as migrants and people marginalized for economic, social or political reasons.

In the current era of digital technology, art can be supported by many innovative methods, tools and practices ensuring greater school and social inclusion, given the familiarity of young people with technology; digital art represents a unique opportunity to address discrimination due to its global reach and easy accessibility. The particular circumstances created by the COVID 19 pandemic have highlighted the importance of digital art creation as a means of communication and expression and as a bridge connecting people and nations around the world.

The objectives of the Art Beyond Gaze project are as follows:


- To take an alternative approach to artistic creation using all the senses both in art workshops and in cultural environments in general (such as museums, cultural centres etc.) supporting mainly young people with SEND to integrate into the school and social environment.
- To design, implement and evaluate alternative activities (through digital, holistic and interactive approaches to art), and exchange good transnational practices in this field.
- To involve all the senses in the approach to art (sight but also touch, hearing, smell).
- to adopt a multicultural approach to artistic creation (different perception of colours, sounds, artistic materials depending on the country of origin)
- Support students' efforts to reproduce familiar works of art by using digital technology and a variety of natural materials from the partner countries involved in the project.
- Support young people with SEND in communicating with others through art and artistic creation.

**The Regional Director of
Primary & Secondary
Education of Thessaly**

Vasiliki Ziaka

Annex ii

Co-funded by the
Erasmus+ Programme
of the European Union



Art Beyond Gaze

LOCAL WORKSHOPS

«Evaluating Videos: Favorite Objects of Everyday Life

Regional Directorate of
Primary and Secondary Education of
Thessaly

&

4th VOCATIONAL SCHOOL-2nd WORKSHOP CENTER of Larissa

Room: Graphic Arts Laboratory



DAY 1

Tuesday, 13 December 2022

10.00 - 13.00

10.00 - 10.20 Welcoming the students

10.20 - 10.40 Presentation of the participants (introduction to the students, work experience of the trainers, connection to the project).

10.40 - 11.00 Presentation of the activity: the process of participating in the competition by creating a sixty-second (60") video focusing on 1-3 objects of artistic value that the students love in their everyday life (storytelling, everyday objects - artistic objects, frame of reference).

11.00 - 11.15 Break

11.15 - 12.45 Introduction to the video making process. Presentation of the BLUE ROOM INNOVATION training for students. Lighting and how it affects video shooting / Different types of lighting (natural & artificial light, hot & cold) / Different types of videos / Video shooting equipment (camera, phone)

12.45 - 13.00 Discussion, Brainstorming, conclusions, questions.

Homework: to choose 1-3 objects of their everyday life

DAY 2

WEDNESDAY, 14 December 2022

10.00 - 13.00

10.00 - 11.00 Digital tools for editing material: Canva - Capcut -WeVideo.

11.00 - 11.15 Break

11.15 - 12.15 Video creation using WeVideo- Digital editing of the produced material.

12.45 - 13.00 Discussion, conclusions, questions.

DAY 3

THURSDAY, 15 December 2022

10.00 - 13.00

10.00 - 11.00 Video creation using Wevideo- Digital editing of the produced material.

11.00 - 11.15 Break

11.15 - 12.15 Presentations of the videos created by the students, competition

12.45 - 13.00 Discussion, conclusions, questions.

Annex iii

EVALUATION QUESTIONNAIRE FOR EVALUATING VIDEOS LOCAL WORKSHOPS

1. COUNTRY

- Spain
- Greece
- France
- Italy

2. Your organisation / Your school

.....

3. What did you expect to learn from the “Evaluating Videos” Local Workshop?

- To think about artistic creation in a different way (digital or not)
- To perceive art with all the senses
- To expand my knowledge regarding the digital production/ creation
- To learn to work harmoniously with others
- To express my inner self

Other

.....

4. What did you really learn from the “Evaluating Videos” Local Workshop?

.....

.....

5. What did you like most about this kind of workshops?



.....

.....

6. Which of the following activities/experiences can you associate with the “Evaluating Videos Local Workshops”? (more than one choice)

- Video Creation
- Self-expression / Self-evaluation
- Photography
- Artistic Object
- Lighting
- Point of view
- Cooperation
- Creativity
- Originality /Innovation

7. How satisfied were you with the implementation of the Local Workshops? (Disagree /Agree)

1. Overall satisfaction with the L. W. 1 2 3 4 5
2. Relevance of content 1 2 3 4 5
3. Difficulty of understanding of the content 1 2 3 4 5

8. Would you change/improve anything in the process of implementing the Evaluating Videos Local Workshops?

.....

.....