





2nd Local Workshop Implementation Report

May 2022



COUNTRY	PARTNERS
GREECE	<p data-bbox="1054 423 1142 450">PDETh</p>  <p data-bbox="1038 663 1158 689">OPEN UP</p> 

1. Introduction

The second “Art Local Workshops” in plastic art through art therapy learned in Olot, Spain, of Greece took place in Larissa on the 10th, 11th and 12^{ve} of May in the Graphic Arts Laboratory of the Applied Arts Department of the 2nd EK and of the 4th Vocational High School of Larissa and involved 20 students in total from the Vocational School and 4 students of the School with Special Needs of Larissa.

Teachers which have participated are: Eleni Kalampaliki from the 4th Vocational School of Larissa, Agapi Charakopoulou, Elena Ageli, Marianna Yannakou and Persefoni Panaga from the Special Educational School of Larissa

Responsible from PDETh are: Ioanna Chatzopoulou and Zissis Zikos

Responsible from Open up are: Stelios Orfanakis, Aikaterini Ganatsiou and Giwrgos Giannakas

2. Choice of Thematic in Plastic Art’ Training


The thematic of these 3-day Local Workshops entitled "Before and After: Objects Tell Their Own Story. A journey through time with the suitcases of Alexis Akritchakis" is connected with a famous

Greek artist (Alexis Akrihakis). On the occasion of the video "Chromatohistories - Akrihakis" the artist teacher Eleni Klambaliki discussed with the students about the work of Alexis Akrihakis. The students observed the intense colors and symbols in his paintings as well as his special artistic writing and wondered what the suitcase symbolizes in his work, while the most of the students agreed on "the journey, the adventure!". With these images in mind the students designed their own suitcase with the objects of their every day. The aim of these Local Workshops was the art creation based on materials of everyday life in order for the students to wide their point of view so that they see the magic of art in the hole of their life. The participating students approached various objects of everyday use, using materials such as clay and plaster, to reconstruct these objects and create their own "Suitcases" according to the example of Alexis Akrihakis. So, we reconstructed creatively our suitcases investing and developing the imagination and creativity of our students.




Reconstructing Materials of Everyday Life





When shoes, cups, bottles and chocolate become artistic materials in the students hands to create their suitcases, according to the example of Alexis Akritchakis



3. Choice of Plastic art material

Why clay? The answer for using clay (also true of oil-based clays) is that we can move it to how, what, and where we want it. Within limits, it does what we want it to and can take on any form, surface, or texture that we can think of. We do not believe that we should always bend to the 'will' of the material being used. Neither do we believe that it the nature of the material should be ignored. It is always a dialogue, like art itself, and material use is part of that conversation.

Using clay and plaster the students reformed creatively a cup, a piece of chocolate.

Tweaking and changing is part of the art creation , while students should be encouraged to interact with sculpture, and this can be something extremely important for the visually impaired. Painting is exclusive as an art form. Being flat and (largely) wall mounted, interaction is purely visible. One of the strengths of sculpture is that it can be interactive and tactile. Taking into consideration the basic aim of this project to make art a bridge between students with and without SEND, the choice of clay and plaster supported effectively this interaction between the students and the art material and between the teams of the students, giving occasions for collaborations and collective artistic creation.




Working with the clay

Collaborating with each other

4. Agenda of the Local Workshop

DAY 1
TUESDAY, MAY 10, 2022
10.00 - 13.00
10.00-10.20 Reception of students
10.20 - 10.40 Presentation of the participants (introduction to the students, work experience of the trainers, link to the programme)
10.40 - 11.00 Theoretical approach to ABeyGa program.
11.00 - 11.15 Break.
11.15 - 12.15 Introduction to the materials - making objects with plaster and clay.
12.45 - 13.00 Discussion, conclusions, questions.
DAY 2
WEDNESDAY, 11 MAY 2022
10.00 - 13.00
10.00 - 11.00 Visual approach to objects of everyday use through the presentation of photos of the Folklore - Historical Museum of Larissa
11.00 - 11.15 Break.
11.15 - 12.15 Continuation of the practical process-Composition of works.
12.45 - 13.00 Discussion, conclusions, questions.
DAY 3
THURSDAY, 12 MAY 2022
10.00 - 13.00
10.00 - 11.00 "Before and After" Our objects tell their own story, A journey through time with the suitcases of Alexis Akrihakis.
Synthesis of works.
Completion of personal creation
Final creation by all students.
Downloading of video with the works of the student-creators.
11.00 - 11.15 Break - Transfer to the Folklore - Historical Museum of Larissa
11.15 - 12.45 Guided tour of the Folklore - Historical Museum of Larissa and completion of the museological study
12.45 - 13.00 Discussion, conclusions, questions.



5. Description of 3 Day Activities

During implementation, **3 sessions** took place:

On the first day, the students and their teachers had the opportunity to get to know the school infrastructures where the workshop was held and take a tour in the classrooms with the different Laboratories. They were thus given time to get to know each other so that they could form a team capable to work together. The dialectic relationship that developed between the older students and the students of the special school was particularly special. The Regional Director of Education of Thessaly, Ms. Ziaka V, underlined the joy of participation in artistic creation which promote education and culture. Also, the students were given the necessary information about the Art Beyond Gaze program and its objectives. Finally, the students were informed about the famous Greek artist Alexis Akrihakis and his work watching the video titled "Chromatohistories - Akrihakis", while the discussion with the artist teacher Eleni Kalambaliki enlightened the relationships between the intense colors and the symbols in his paintings encouraging the students to answer “what the suitcase symbolizes in his work”. The result of this discussion was that the suitcase symbolizes the journey or an adventure, and that inside we put things of everyday life, memories, experiences of their infancy. The participating students approached various objects of everyday use, such as shoes, cups, plats, bottles etc and worked the clay and plaster, so that they familiarized with these materials. Then, they choose -from a big variety of different objects of everyday life put on the table of the Laboratory- the one they wanted to recreate, recontract and transform.



Working with the clay, transforming objects of everyday life

On the second day of the workshops the students had the opportunity to practice more on their work with the clay and plaster and watched a ppt presentation of some things of everyday life exhibited in the Folklore – Historic Museum of Larissa, to think and discuss on the diachronic use of them or to understand their transformation during the years and according to local necessities of the human beings. The students were asked to use the clay in a creative way so that they transform the chosen item. The students were, also, asked to color them and to collaborate each other so that they combine them with each other in order to create their own personal suitcase with their memories and loved art things. At this point the students worked together in pairs or groups of two or three, so that they exchange ideas, techniques and skills.



Collaborating with each other, the art as a bridge of communication



On the last day, the students completed and presented the results of their work. The Local Workshops were completed with an inspiring tour of the students at the Larissa Folklore Historical Museum, delving into the artistic dimension of everyday objects that accompanied the people of our country over time.



Presentation of the students work



Visiting the Folklore – Historic Museum of Larissa

6. Outcomes & Conclusion

The results of the Art workshops were evident from the very first moment, regarding the collaboration between students of different schools of Larissa, with different ages, abilities, ethnicities and levels of knowledge. They developed friendly relationships and worked as a team in a context of mutual estimation and acceptance of diversity by supporting and complementing each other's thinking and creations. As in the Art Local Workshops participated also students of different ethnicities and schools, such as refugee students attending the 4th EPAL as well as students from the Single Special Vocational Gymnasium and Lyceum of Larissa, the collaboration between them stressed the value of art as a personal and collective creation, as a dialogue with the different cultures and as a means of developing the cooperation and the teamwork.

The students underlined that they were very interested in approaching art using plastic material and especially clay and expressed their enthusiasm to connect their work with the artistic adventure of a famous Greek artist, Alexis Akritchakis. Additionally, their visit in the exhibition at the Folklore – Historical Museum strengthened their ties with the local and national heritage as they are obliged to deal with the inevitable changes to the national story and the very real, material legacies.

7. Evaluation of the Teaching

The evaluation of the participants expressed through the completed questionnaires showed that the most of them (16/20) expect from this Local Art Workshop to expand their knowledge, to work harmoniously with others and to express their inner self.

Also, they associate to the Local Art Workshops mostly the Sculpture and Painting, as well as the Self-expression / Self-evaluation, the cooperation and the creativity. Finally, they were satisfied by the relevance of the Art Workshops content while they considered them easy to understand.

They found very interesting and playable their experience with the clay and they considered fundamental the acceptance of the opinion and creation of the other human being.

8. Annexes

Annex i



**GREEK REPUBLIC
MINISTRY OF EDUCATION
& RELIGIOUS AFFAIRS**

**REGIONAL DIRECTORATE
OF EDUCATION IN THESSALY**

Larissa, 5.05.2022
Prot. N.: 5175

Postal address: Dimitras 25 & Garivaldi
Postal code : 41222 - Larissa
Information: Ioanna Chaatzopoulou
Tel.: 2410 539210 (ext. 146)
E-mail: mail@thess.pde.sch.gr

**Subject : "Invitation to participate in the Local Workshops of the Art Beyond Gaze
programme"**

The Regional Directorate of Primary and Secondary Education of Thessaly as coordinator of the European ERASMUS+/K2 ABeyGa Art Beyond Gaze European Project invites you to participate in the implementation of the Local Digital Art Creation Workshops, which are an outgrowth of the 2nd Transnational Workshop held in Perugia in the framework of the IO2 of the project.

The European Project ABeyGa belongs to the Strategic Partnerships in Youth Sector (Key Action 2: Strategic Partnerships in Youth Sector/ 2020-1-EL02_KA227-YOU-006820) with a duration of twenty-four (24) months (1.03.2021 to 28.02.2023) and is supported by a group of partners from Italy, France, Spain and Greece.

The general framework of the project concerns artistic creation as a way of expressing the deepest emotions of modern man and as a means of releasing the tension resulting from his daily life. Because, art, either as an aesthetic pleasure or as a personal creation, is not only a tool for verbal and non-verbal communication but also an alternative way of emotional expression that can utilize all the senses. Artistic creation through its various forms, such as painting, sculpture, music can furthermore support therapeutic goals especially in relation to young people with SEND (Special

Educational Needs and Difficulties). After all, education in and through art is a guaranteed universal right for all pupils/people including those who are often deprived of it, such as migrants and people marginalised for economic, social or political reasons.

In the current era of digital technology, art can be supported by many innovative methods, tools and practices ensuring greater school and social inclusion, given the familiarity of young people with technology; digital art represents a unique opportunity to address discrimination due to its global reach and easy accessibility. The particular circumstances created by the COVID 19 pandemic have highlighted the importance of digital art creation as a means of communication and expression and as a bridge connecting people and nations around the world.

The objectives of the Art Beyond Gaze programme are as follows:

- To take an alternative approach to artistic creation using all the senses both in art workshops and in cultural environments in general (such as museums, cultural centres etc.) supporting mainly young people with SEND to integrate into the school and social environment.
- To design, implement and evaluate alternative activities (through digital, holistic and interactive approaches to art), and exchange good transnational practices in this field.
- To involve all senses in the approach to art (sight but also touch, hearing, smell).
- to adopt a multicultural approach to artistic creation (different perception of colours, sounds, artistic materials depending on the country of origin)
- Support students' efforts to reproduce familiar works of art by using digital technology and a variety of natural materials from the partner countries involved in the project.
- Support young people with SEND in communicating with others through art and artistic creation.


In this context and on the basis of the agenda agreed by all partners of this programme, three Local Artistic Creation Workshops are included, which the heads of the European Programmes Team of IDETH, Ms Ioanna Chaatzopoulou and Mr Zisis Zikos, in collaboration with the Open Up Scientific Association and the visual artist Ms Kalampaliki Eleni will implement in the art room of the 4th EPAL of Larissa.

The students of the 4th EPAL Larissa and the Special Vocational High School of Larissa (which is associated as associated partners with the Art Beyond Gaze programme) will support the three-day art programme of Ms. Kalampaliki Eleni. The selection criteria for the students participating in the training are determined by the school itself.

Please ensure that trainees and trainers meet all necessary health requirements for the safe conduct of the training.

**The Deputy Regional Director
of Primary & Secondary Education of Thessaly**

Vasiliki Ziaka



Escola d'Art
d'Olot



Centro
Orientamento
Ausili
Tecnologici



— université
— lumière
— LYON 2


Annex ii



Co-funded by the
Erasmus+ Programme
of the European Union



Co-funded by the
Erasmus+ Programme
of the European Union



Art Beyond Gaze

Τοπικά Εργαστήρια: «Art Local Workshops»

Περιφερειακή Διεύθυνση

Πρωτοβάθμιας και Δευτεροβάθμιας Εκπαίδευσης

Θεσσαλίας

&

4ο ΕΠΑΛ Λάρισας

Αίθουσα Η2



DAY 1

TUESDAY, MAY 10, 2022

10.00 - 13.00

10.00-10.20 Reception of students

10.20 - 10.40 Presentation of the participants (introduction to the students, working experience of the trainers, connection with the program)

10.40 - 11.00 Theoretical approach to art program.

11.00 - 11.15 Break.

11.15 - 12.15 Introduction to the materials - making objects with plaster and clay.

12.45 - 13.00 Discussion, conclusions, questions.

DAY 2

WEDNESDAY, 11 MAY 2022

10.00 - 13.00

10.00 - 11.00 Visual approach to objects of everyday use through the eyes of the creator.

11.00 - 11.15 Break.

11.15 - 12.15 Continuation of the practical process-Composition of works.

12.45 - 13.00 Discussion, conclusions, questions

DAY 3

THURSDAY, 12 MAY 2022

10.00 - 13.00

10.00 - 11.00 "Before and After" Our objects tell their own story, a journey through time with the suitcases of Alexis Akritakis. Composition of works, Completion of personal creation by all of them. Final creation by all students. Download video of the student creators' works.

11.00 - 11.15 Break - Transfer to the Folklore - Historical Museum of Larissa

11.15 - 12.45 Guided tour of the Folklore - Historical Museum of Larissa and completion of the museological study

12.45 - 13.00 Discussion, conclusions, questions.

Annex iii

EVALUATION QUESTIONNAIRE FOR LOCAL ART WORKSHOPS

1. COUNTRY

- Spain
- Greece
- France
- Italy

2. Your organisation / Your school

.....

3. What did you expect to learn from this Local Art Workshop?

- To think about artistic creation in a different way
- To perceive art with all the senses
- To expand my knowledge
- To learn to work harmoniously with others
- To express my inner self

Other

.....

4. What did you really learn from the Artistic Local Workshop?

.....

.....

5. What did you like most about this workshop?

.....

.....

6. Which of the following activities/experiences can you associate with the Local Art Workshops? (more than one choice)

- Painting
- Self-expression / Self-evaluation
- Art Therapy
- Stamps
- Sculpture
- 3D construction of objects with plaster and clay
- Engraving
- Cooperation

- Creativity
- Originality

7. How satisfied were you with the organisation of the Local Workshops?

Disagree Agree

1. Overall satisfaction with the L. W. 1 2 3 4 5

2. Relevance of content 1 2 3 4 5

3. Difficulty of understanding
of the content 1 2 3 4 5

8. Would you change/improve anything in the process of implementing the Local Art Workshops?

.....
.....