




ART
BEYOND
GAZE

Intro & Course Presentation

Jessica Carloni
Martina Fortunelli



Agenda



Let's get to know each other
Training Course Presentation
Google Form



Let's get to know each other

Present yourself



COAT Onlus

The **Center Orientation Technological Aids** (COAT) Onlus is a non-profit organization, founded in early 1999, whose main objective is the development and research for the personalization of computer and electronic aids.

It consists of a multidisciplinary working group whose task is to evaluate and guide disabled people and their families to the use of appropriate aids to the characteristics of the person and the intended purpose.

Jessica is a psychologist that works in the field of disability, neurorehabilitation and national and european projects.

Martina is a computer scientist that works in the field of assistive technology, software development and web design.





Present yourself

Experience with SEND

Example: *«I have a qualification in Specialist in planning and coordination of educational support interventions to children BES, DSA and ADHD through compensating software.*

I carried out the project #Include which aimed to improve school inclusion of students with SEND through coding and social robotics»

Experience in the field of art

Example: *«I participate to Smart Cultural Heritage 4 all, a project in collaboration with University of Molise and museum Sannitico to improve museum accessibility of people with sensory disability»*

Experience in the field of Technology

Example: *«I have experience in the field of block programming and social robotics and I have experience in using the PC in daily work»*



Now it's your turn!

Let's start...



Training Course Presentation

Topic, Software and Structure

Training Course Presentation

The **goal** is to train you to create artistic digital materials (2D - 3D drawing and interactive games) by using special software and graphic programs.

Attend this course can improve your abilities to make the art creation more **comprehensible** and **accessible** to the young people especially to these with SEND.



Training Course Structure & Software

- **Day 1:** General Presentation, search for multimedia material online and ArtsAndCulture
- **Day 2:** Accessibility e 2D drawing (Aggie.io, Jamboard and Sketchtogether)
- **Day 3:** 3D drawing (3D builder and Thinkercad)
- **Day 4:** Base concept of programming, block programming and development of interactive activity (code.org e Scratch)
- **Day 5:** Discussion and feedback

27/09/2021

Intro & Course Presentation



Training Course Structure

All days will take 2 parts:

- *Theoretical Presentation* of the topic and first approach to the software
- *Interactive Workshop*



Google Drive

We invite you to use for share materials and links during the course the share directory on Google Drive: C1 -Italy

<https://drive.google.com/drive/folders/1FeNNBzU7UOqDIECKNZ1q4ERPES4nc9V9?usp=sharing>





Google Form

Questionnaire before starting

Google Form

Copy the following link

<https://docs.google.com/forms/d/e/1FAIpQLSc1HBGsoL04rzDgjfpqXxQMoaKMTh55d8GyjzwW7G3WxPbeLw/viewform>

or

Scan QrCode






Thank you for
your attention

Jessica Carloni
Martina Fortunelli

27/09/2021

Intro & Course Presentation

14




27/09/2021



Intro & Course Presentation

15



27/09/2021



Intro & Course Presentation

16

Telegram

We invite you to download telegram to facilitate the sharing of links and materials

<https://web.telegram.org/z/>

